



 **THE  
BLIND GUY**

**SPECIAL SHAPES  
& CUT OUTS**

## SPECIAL SHAPES & CUT OUTS

Special shapes are defined as non-rectangular or square shapes. We can provide a number of different options to suit almost any window size and shape. Special shapes are broken down into the following sections:



### STANDARD SPECIAL SHAPES

A standard special shape is a shape either a geometric shape or where the dimensions can be calculated using a formula. This includes (but not limited to) – triangles, rakes, circles, hexagons, octagons etc.

To minimise queries, we would recommend you supply a drawing of the shutter required.

**These shutters are available in following ranges – Georgia, Boston, Montana and Hollywood.**

### NON-STANDARD SPECIAL SHAPES

A non-standard special shape is a shape that deviates from any formulas and the shaped sides do not follow a set line. Orders for non-standard special shapes should be accompanied by a template to show the curve of the shutters required.

The factory can work with a multi-point drawing however please note this does not provide an accurate representation of any curves and warranty will be required to be waived if measurements supplied on this basis.

**Non-standard special shapes are only available in Montana.**

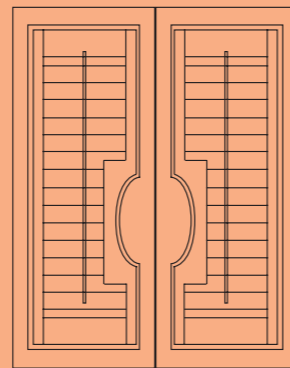
### CUT OUTS

A cut out is a section cut away from a frame & shutter panel to allow for handles to project past the shutter and still be operational.

There are 4 types of cut out available which are shown below. Please note all information & measurements requested below must be provided to minimise factory queries.

To minimise queries, we would recommend you supply a drawing of the cut out required together with relevant measurements for your cut out type as requested below.

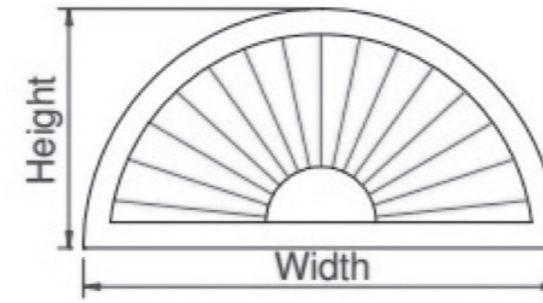
**Cut outs are only available in Montana.**



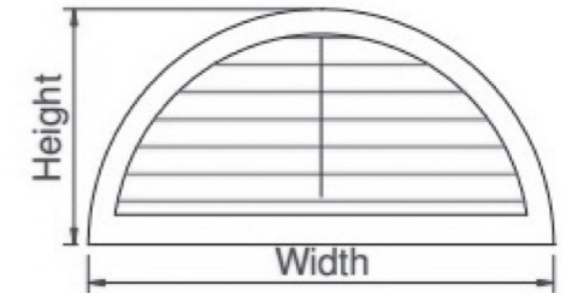
## STANDARD SPECIAL SHAPES

Available in Georgia, Boston, Montana and Hollywood.

### FAN TOP

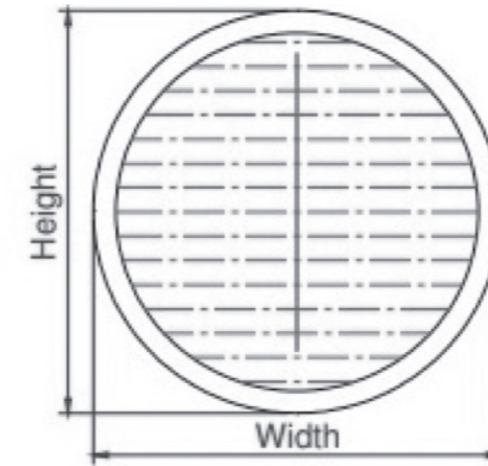


with sunburst louvres

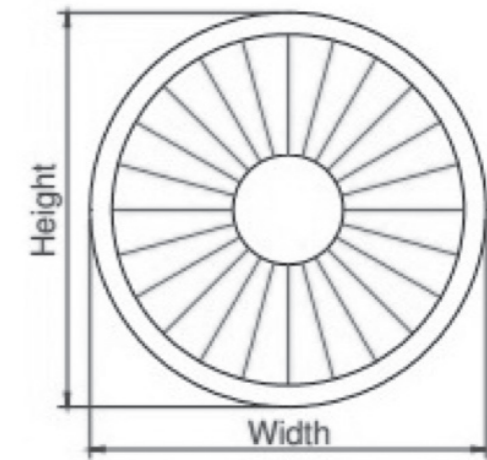


with horizontal louvres

### FAN TOP

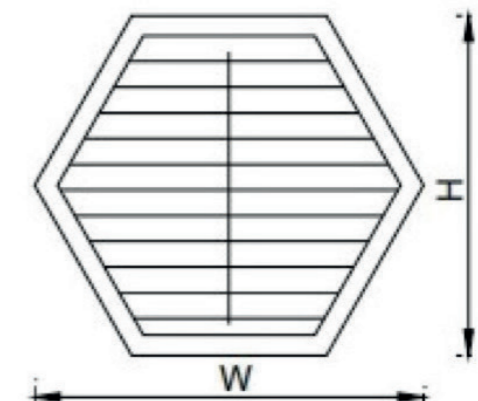
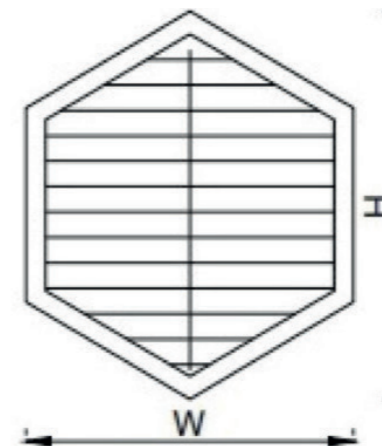


with horizontal louvres


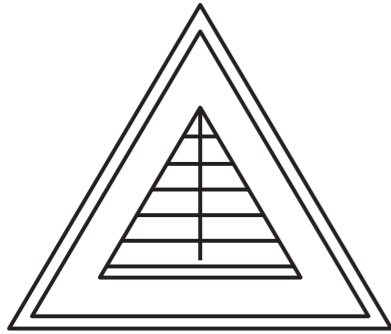


with sunburst louvres

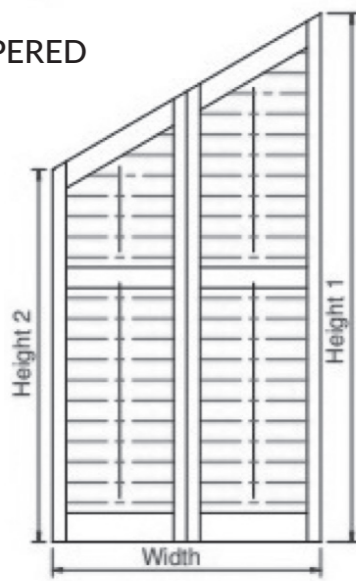
### FAN TOP




TRIANGLE



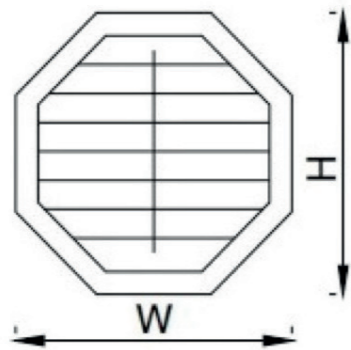
TAPERED




PEAK



TAPERED



MANSARD

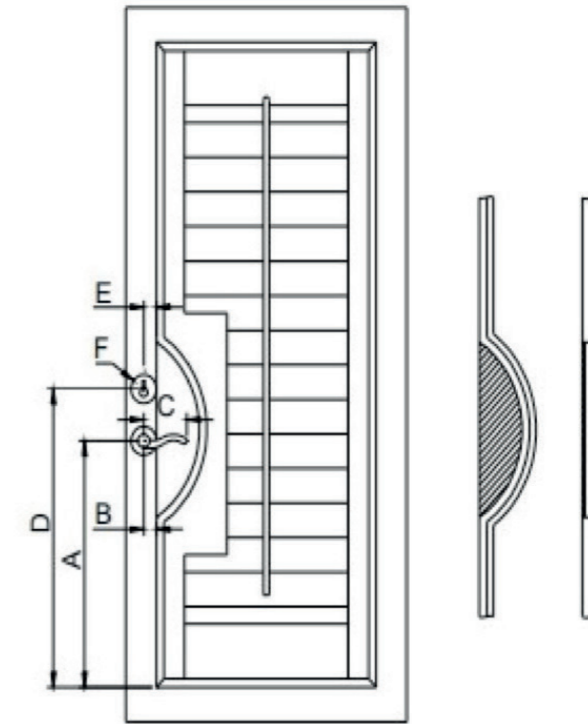


CUT OUT TYPES

Please ensure all measurements are provided for the cut out type required.

French door cutout order form

Type A

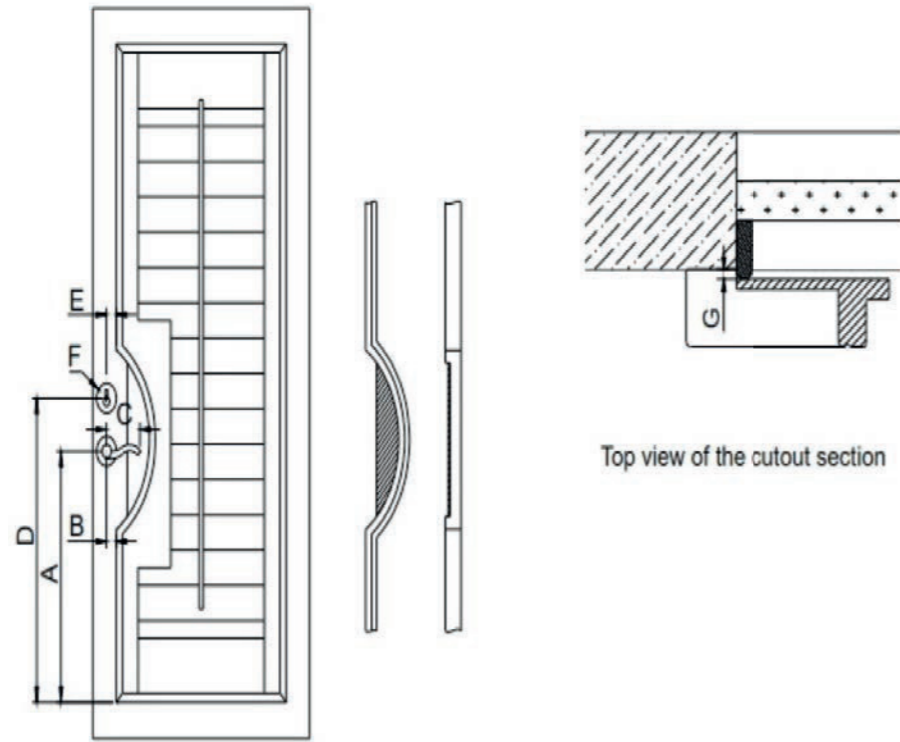


- A) Bottom of frame to centre of handle pivot \_\_\_\_\_
- B) Edge of frame to centre of handle pivot \_\_\_\_\_
- C) End of handle to centre of handle pivot \_\_\_\_\_
- D) Bottom of frame to centre of lock \_\_\_\_\_
- E) Edge of frame to centre of lock \_\_\_\_\_
- F) Radius of the lock \_\_\_\_\_
- G) Whether handle is on left or right side of the door \_\_\_\_\_
- H) Whether frame with cutout-blocked required \_\_\_\_\_

If your French door does not have a lock, please write "N/A" on D, E and F.

French door cutout order form

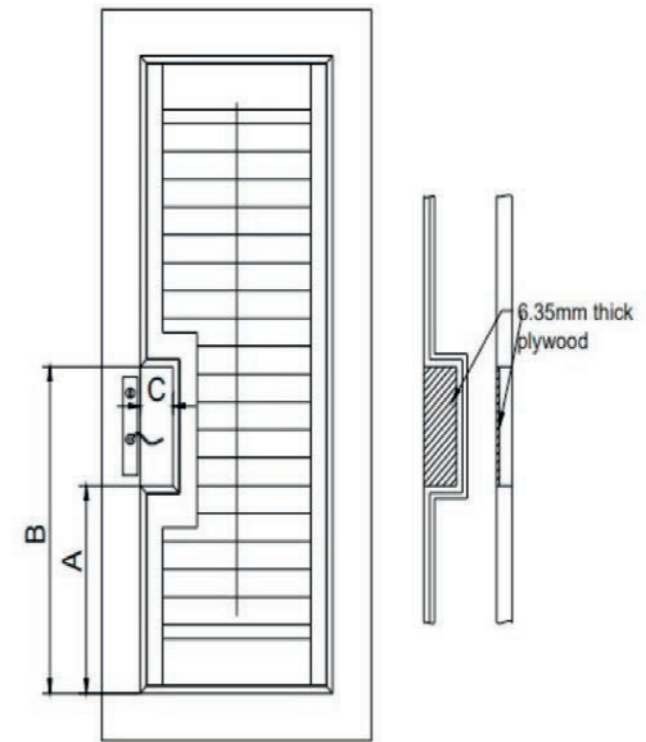
Type B



- A) Bottom of frame to centre of handle pivot \_\_\_\_\_
- B) Edge of frame to centre of handle pivot \_\_\_\_\_
- C) End of handle to centre of handle pivot \_\_\_\_\_
- D) Bottom of frame to centre of lock \_\_\_\_\_
- E) Edge of frame to centre of lock \_\_\_\_\_
- F) Radius of the lock \_\_\_\_\_
- G) Projection of the trim \_\_\_\_\_
- H) Whether handle is on left or right side of the door \_\_\_\_\_
- I) Whether frame with cutout-blocked required? \_\_\_\_\_

French door cutout order form

Type C

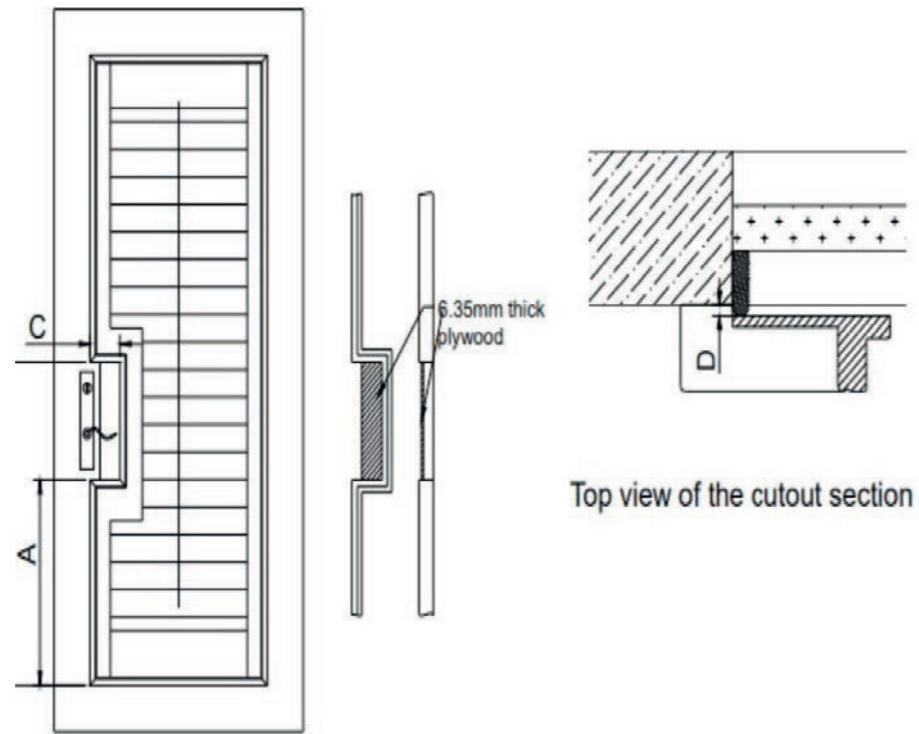


- A) Bottom of frame to bottom edge of cutout \_\_\_\_\_
- B) Bottom of frame to top edge of cutout \_\_\_\_\_
- C) Outer edge of frame to inner edge of frame (depth of cutout) \_\_\_\_\_
- D) Whether handle is on left or right side of the door \_\_\_\_\_
- E) Whether frame with cutout-blocked required? \_\_\_\_\_

If your French door does not have a lock, please write "N/A" on D,E and F.

French door cutout order form

Type D



- A) Bottom of frame to bottom edge of cutout \_\_\_\_\_
- B) Bottom of frame to top edge of cutout \_\_\_\_\_
- C) Outer edge of frame to inner edge of frame (depth of cutout) \_\_\_\_\_
- D) Projection of the trim \_\_\_\_\_
- E) Whether handle is on left or right side of the door \_\_\_\_\_
- F) Whether frame with cutout-blocked required? \_\_\_\_\_





**Shawlands Arcade**

Shawlands Arcade, 104 Kilmarnock Rd, Glasgow G41 3NN.

**The Braes Shopping Centre**

17a Castlemilk Arcade, Dougrie Drive, Glasgow G45 9AA.

**Regent Shopping Centre**

Regent Way, Hamilton ML3 7DZ.

**Telephone:** 0141 230 5016 • **Mobile:** 07474 335 334

**Website:** [www.theblindguy1.com](http://www.theblindguy1.com)

**Email:** [theblindguy05@gmail.com](mailto:theblindguy05@gmail.com)

---